

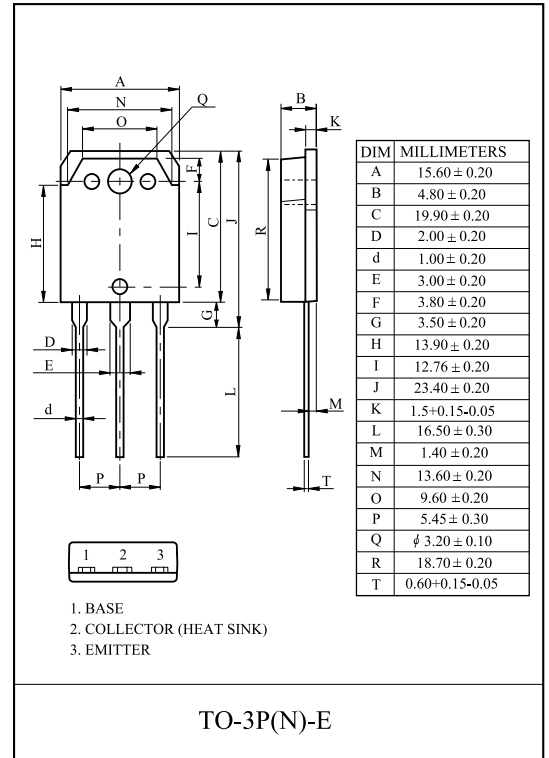
HIGH POWER AMPLIFIER APPLICATION.

FEATURES

- Complementary to KTD1047B.
- Recommended for 60W Audio Frequency Amplifier Output Stage.

MAXIMUM RATING (Ta=25)

CHARACTERISTIC		SYMBOL	RATING	UNIT
Collector-Base Voltage		V_{CB0}	-160	V
Collector-Emitter Voltage		V_{CEO}	-140	V
Emitter-Base Voltage		V_{EBO}	-6	V
Collector Current	DC	I_C	-12	A
	Pulse	I_{CP}	-15	
Collector Power Dissipation (Tc=25)		P_C	100	W
Junction Temperature		T_j	150	
Storage Temperature Range		T_{stg}	-55 150	



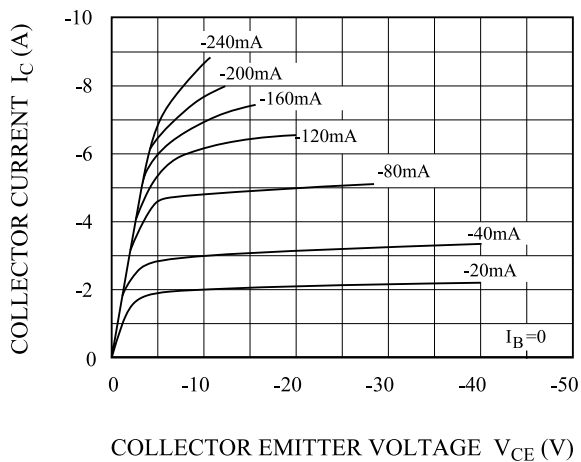
ELECTRICAL CHARACTERISTICS (Ta=25)

CHARACTERISTIC	SYMBOL	TEST CONDITION	MIN.	TYP.	MAX.	UNIT
Collector Cut-off Current	I_{CBO}	$V_{CB}=-80V, I_E=0$	-	-	-0.1	mA
Emitter Cut-off Current	I_{EBO}	$V_{EB}=-4V, I_C=0$	-	-	-0.1	mA
DC Current Gain	h_{FE} (1) (Note)	$V_{CE}=-5V, I_C=-1A$	60	-	200	
	h_{FE} 2	$V_{CE}=-5V, I_C=-6A$	20	-		
Collector-Emitter Saturation Voltage	$V_{CE(sat)}$	$I_C=-5A, I_B=-0.5A$	-	-	-2.5	V
Base-Emitter Voltage	V_{BE}	$V_{CE}=-5V, I_C=-1A$	-	-	-1.5	V
Transition Frequency	f_T	$V_{CE}=-5V, I_C=-1A$	-	15	-	MHz
Output Capacitance	C_{ob}	$V_{CB}=-10V, I_E=0, f=1MHz$	-	300	-	pF
Turn On Time	t_{on}	$V_{CC}=-20V$	-	0.25	-	μs
Fall Time	t_f	$I_C=1A=10 \cdot I_{B1}=-10 \cdot I_{B2}$	-	0.53	-	
Storage Time	t_{stg}	$R_L=20$	-	1.61	-	

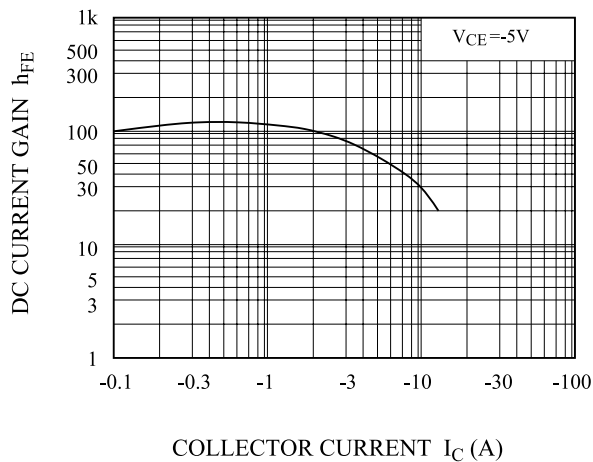
Note : h_{FE} (1) Classification O:60 120, Y:100 200

KTB817B

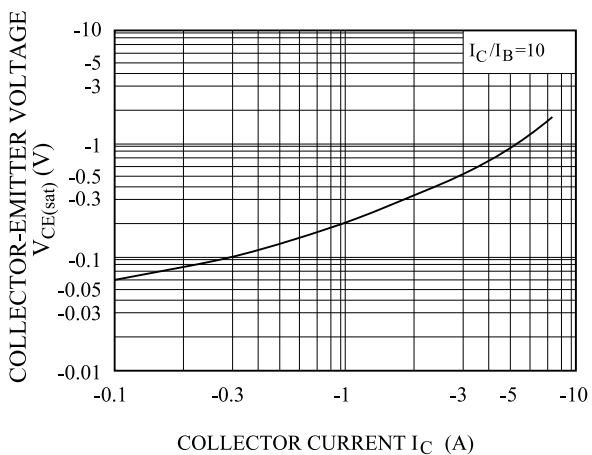
$I_C - V_{CE}$



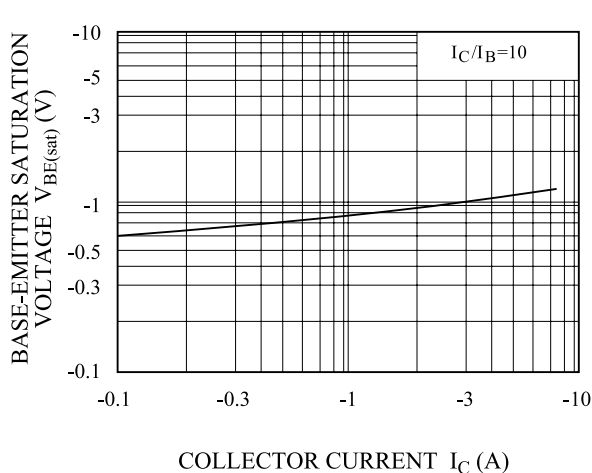
$h_{FE} - I_C$



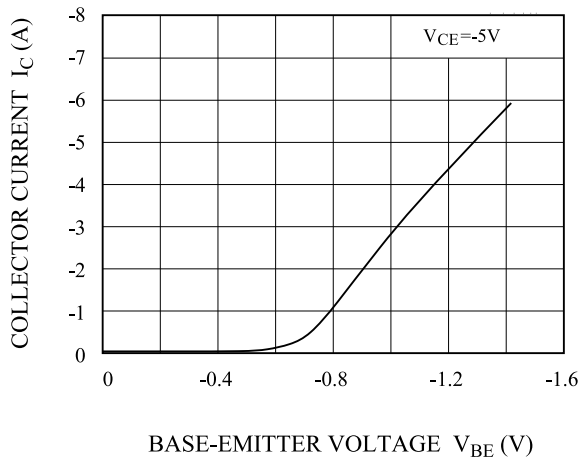
$V_{CE(sat)} - I_C$



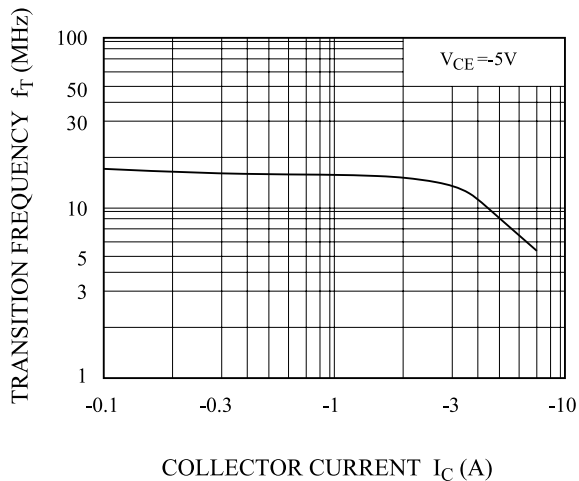
$V_{BE(sat)} - I_C$



$I_C - V_{BE}$

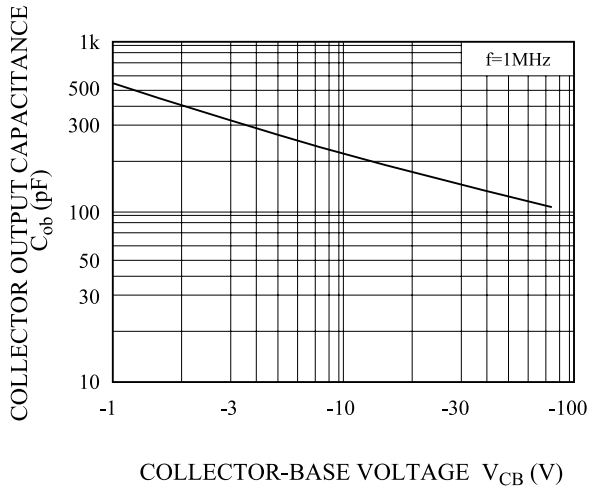


$f_T - I_C$



KTB817B

$C_{ob} - V_{CB}$



SAFE OPERATING AREA

