

# Technical Manual

# JBL AM4215/95-WH



## SPECIFICATIONS

### ACOUSTIC & ELECTRICAL SPECIFICATIONS:

- Nominal Impedance: 8 ohms
- Power Capacity (AES): L.F. 500 W (2000 W Peak), 2 Hrs  
350 W (1200 W Peak), 100 Hrs  
H.F. 35 W (140 W Peak), 2 Hrs
- Frequency Range: 40Hz – 20 kHz (-10dB)
- Sensitivity: L.F. 97dB SPL (1 W at 1 M)  
H.F. 113dB SPL (1 W at 1 M)  
Passive Mode 97dB
- Crossover Frequencies: 4th Order (24dB/oct) Linkwitz-Riley  
HP & LP, 1.3 kHz

### SYSTEM COMPONENTS:

- Cabinet: Enclosure (Not For Sale)
- Grille: 338163-002, 338163-102 Wh
- Low Frequency Transducer: 380mm (15 in.) Driver With  
75mm (3 in.) Voice Coil (2033H)
- DC Resistance: 5.3 ohm ±10%
- High Frequency Transducer: 38mm (1.5 in.) Exit Compression Driver  
38mm (1.5) Voice Coil (2407H)

### SYSTEM COMPONENTS: (cont'd)

- DC Resistance: 4.25 ohm ±0.15 ohms
- Crossover Network: 339437-002

### AURAL SWEEP TEST SPECIFICATIONS:

- A. System Aural Sweep Test: 7.0V Input, 40Hz to 20 kHz
- B. L.F. Aural Sweep Test: 6.0V Input, 40Hz to 7 kHz
- C. H.F. Aural Sweep Test: 2.83V Input, 1.6 kHz to 16 kHz

### PHYSICAL SPECIFICATIONS:

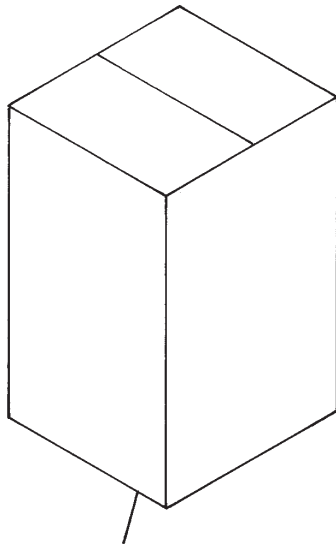
- Enclosure Dimensions: 783mm x 422mm x 504mm D  
(30.8 x 16.6 x 19.9in.D.)
- Net Weight: 64 lbs. (29.0 kg.)

### WARRANTY INFORMATION:

- Refer to Warranty Statement packed with each product.

## PACKAGE

Warranty 59660  
Installation Sheet  
339390-004

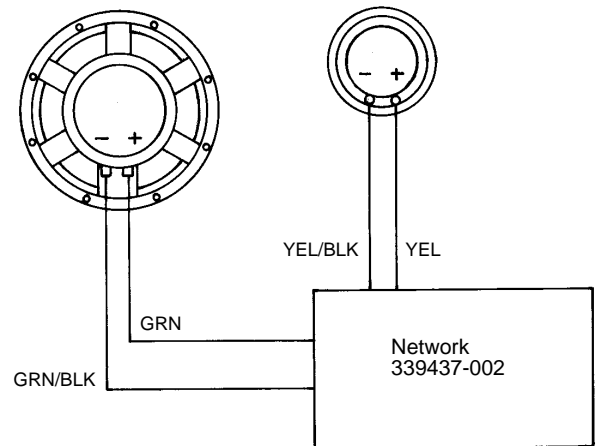


- Carton, AE Enclosure (7)  
351684-001
- Filler (2)  
351408-001
- Logo Sticker, Grille Assy (Medium)  
AE  
339398-001
- Sticker, JBL  
337638-001
- Micro Foam (8)  
49790P
- Hardware Kit  
229-00009-01
- ACC, Not Included

## WIRING DIAGRAM

Driver, Low Freq  
2033H(124-37007-00X)  
Cone Repl  
C8R2033

Driver, High Freq  
2407H (339150-001X)  
Diaph Repl  
D8R2407



SEE SCHEMATIC PAGE

# JBL AM4215/95-WH

## COMPONENT EXPLODED VIEW

Throat Adapter,  
339308-001  
Bolt (4)  
854-03010-16  
1/4-20 x 1  
CAP, BLK,ZINC  
Nut, (4)  
834-30010-00  
1/4-20 KEPS,  
BLK

Driver, High Freq  
2407H (339150-  
001X)  
Diaph Repl  
D8R2407

Screw (15)  
352051-001 (BLK)  
352051-002 (WH)  
M10 x 25MM  
SCKT HEX BLK ZINC

Input Plate, NL4, AE  
339336-001

Input Plate Label, NL4, AE  
339338-002

Model Label, AM4215/95  
339339-029

Model Label, AM4215/95-WH  
339339-129

Screw (6)  
882-41110-10  
No. 6 x 5/8, PAN,  
PH, PB, BLK, ZINC

Enclosure Assy  
(Not for Sale)

T-Nut (20)  
61861  
10-32

Waveguide  
338781-001

Gasket (1)  
339391-001  
Waveguide  
339395-001

Screw (12)  
804-41110-12  
10-32 x 3/4, PAN, PH,  
BLK, ZINC,

Grille,  
338163-002  
338163-102 Wh

Screw (6)  
882-51110-12  
6 x 3/4  
OV PH

Logo, Grille Assy (Small), AE  
339402-001

Logo, Grille Assy (Small), AE  
White  
339402-002

Push Nut  
350689-001  
7/16"

Washer,  
76168  
.175 ID, .75 OD BLK  
Compression Spring  
350690-001

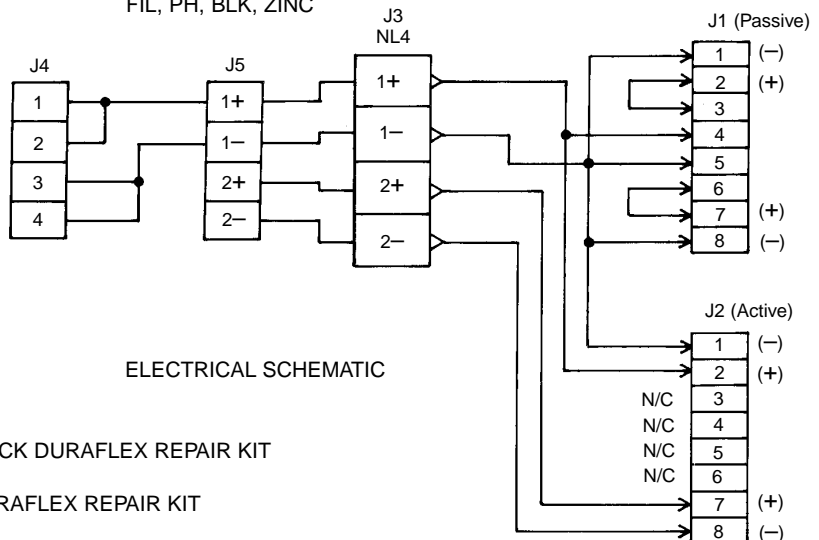
Driver, Low Freq  
2033H(124-37007-00X)  
Cone Repl  
C8R2033

Gasket, 2255HPL  
360-70002-01

Screw (8)  
804-01110-16  
10-32 x 1  
FIL, PH, BLK, ZINC

Network Assy,  
339437-002

Screw (6)  
882-41110-10  
No. 6 x 5/8 PAN,  
PH, PB, BLK,  
ZINC



ELECTRICAL SCHEMATIC

NOTE: BLACK DURAFLEX REPAIR KIT  
16677  
WHITE DURAFLEX REPAIR KIT  
16679

